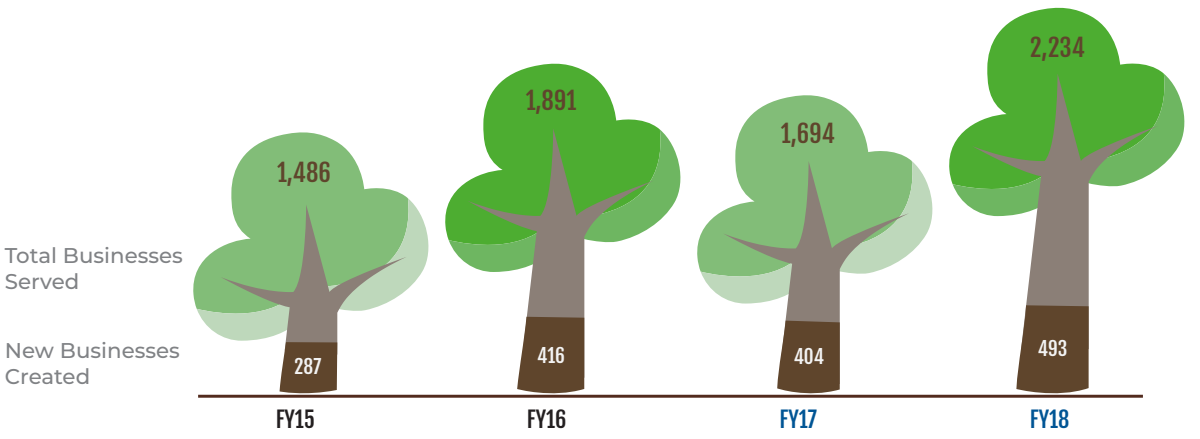


SUMMARY OF OUTCOMES PRODUCED BY GRANT RECIPIENTS

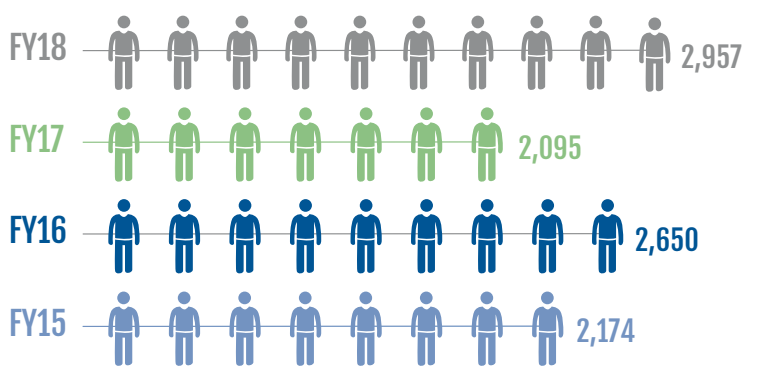
Businesses Served

Grant recipients have served 9,273 small businesses, including 1,969 startups, since FY13.



Jobs Created or Preserved

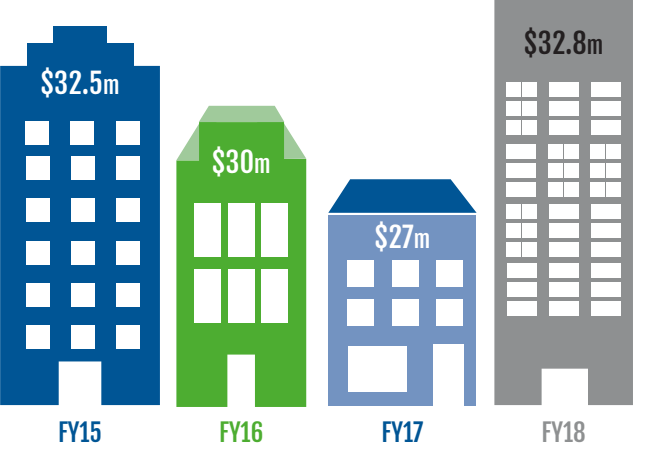
Businesses served by grant recipients have created or preserved 11,722 jobs since FY13, with an average of \$768 invested per job.



To learn about the recent evaluation of the program's impact and effectiveness, please refer to the study results on our website at empoweringsmallbusiness.org.

Loans Financed

Technical assistance provided by grant recipients includes advice on submitting successful loan applications. Grantees have leveraged \$165 million in loans for businesses, \$19 for every grant dollar since FY13.



EMPOWERING INCLUSIVE TECHNICAL ASSISTANCE FOR SMALL BUSINESSES

“As the administrator of the grant program, Massachusetts Growth Capital Corporation annually undertakes a competitive application process to identify nonprofit organizations with strong capability, proven track record, and experience providing customized, one-on-one technical assistance to small businesses. This program enables MGCC’s grantees to further improve their regional economy by empowering small businesses with local and culturally appropriate resources and business solutions. This grant program leverages the existing array of successful economic development organizations throughout the state by investing the funds to support inclusive entrepreneurship through small business growth. An independent evaluation, conducted by Mt. Auburn Associates, Inc. and Karl F. Seidman Consulting Services in 2018, found that the Small Business Technical Assistance Grant Program is a cost-effective, state policy tool successfully fostering business development, job creation and retention. We are pleased to report that this program continues to preserve and create jobs by supporting the small businesses vital to our state’s economy, consistent with the priorities of the Baker-Polito Administration and the Massachusetts Legislature.”

Lawrence D. Andrews,
President & CEO



ABOUT MGCC

MGCC is a quasi-public agency of the Commonwealth established in 2010 to provide financial services and managerial assistance that saves and creates jobs at small businesses, including many owned by women, minorities, immigrants and veterans in Massachusetts. MGCC promotes economic development throughout the Commonwealth, focusing on Gateway Cities and low to moderate income and underserved communities.

MGCC congratulates the fiscal year 2019 grant recipients and the businesses they serve.

Massachusetts Growth Capital Corporation
529 Main Street
Schrafft’s City Center, Suite 201
Charlestown, MA 02129
Tel: 617-523-6262
massgcc.com
empoweringsmallbusiness.org

On the front cover:
Top row (left to right): Alexis Kelleher, Crust Artisan Bakeshop, Worcester; Anuradha Yadav, Artmorpheus, Dorchester, and Tricia D. Young, TLE Center for Urban Entrepreneurship, Boston; and Jonathan Neves, Green Energy Mechanical, Randolph. Bottom row (left to right): Lisa Evans, We Grow Microgreens, Roslindale; Johnny Bui, entrepreneur from the Southeast Asian Coalition of Central Mass., Worcester; and Eunice Charles, Natralee, Boston.



SMALL BUSINESS TECHNICAL ASSISTANCE GRANT PROGRAM



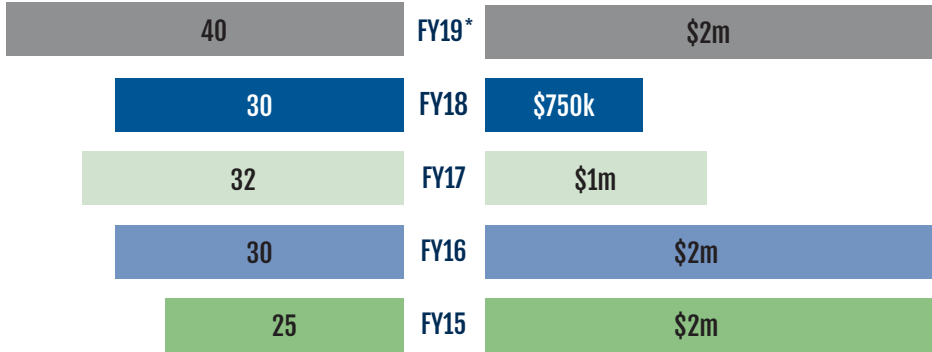
SUPPORTING SMALL BUSINESS GROWTH & EMPLOYMENT

The Small Business Technical Assistance Grant Program funds the delivery of critical services to businesses helping them to grow in Massachusetts. The competitive grants are awarded to nonprofit economic development organizations that provide:

- Customized technical assistance for small businesses.
- Training to fill gaps in the business skills of owners and managers.
- Access to capital to start and grow the business.
- Resources and mini-grants to contract professional services such as accounting and marketing.

NUMBER OF RECIPIENTS & TOTAL GRANTS DISTRIBUTED

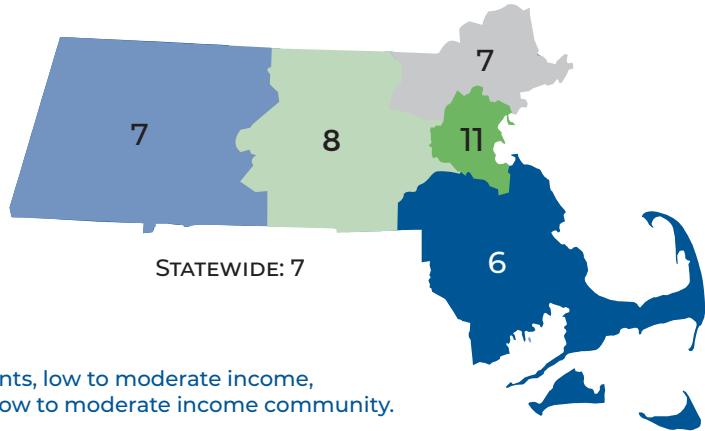
Over \$9 million in grants distributed since FY13.



*Data estimated at time of publication prior to the end of FY19.

GEOGRAPHICAL REACH OF GRANT RECIPIENTS

The grant recipients serve one or more regions, and together reach all of Massachusetts. Of the businesses supported by the FY18 grantees, 85% were from an underserved, targeted demographic.*



*Defined as businesses owned by women, minorities, immigrants, low to moderate income, previously unemployed or veterans, or a business located in a low to moderate income community.

FISCAL YEAR 2019 SMALL BUSINESS TECHNICAL ASSISTANCE GRANT RECIPIENTS

BOSTON

1. **African Community Economic Development of New England**
\$34,000 | Boston | acedone.org
2. **Artmorpheus**
\$50,000 | Boston | artmorpheus.org
3. **Bowdoin Geneva Main Streets**
\$20,000 | Boston | bowdoingenevams.org
4. **Center for Women and Enterprise**
\$70,000 | Boston | cweonline.org
5. **Dorchester Bay Economic Development Corp.**
\$52,000 | Boston | dbedc.org
6. **Haitian American Business Expo, Inc.**
\$10,000 | Boston
haitianamericanbusinessexpo.com
7. **Interise**
\$51,000 | Boston | interise.org
8. **Jamaica Plain Neighborhood Development Corp.**
\$70,000 | Jamaica Plain | jpndc.org
9. **Local Initiative Support Corporation**
\$35,000 | Boston | lisc.org/boston
10. **TLE Center for Urban Entrepreneurship**
\$20,000 | Boston | tlecfue.org
11. **Transformative Culture Project**
\$20,000 | Boston | tcproject.org

CENTRAL MASS.

12. **Ascentria Community Services**
\$20,000 | Worcester | ascentria.org
 13. **Blackstone Valley Chamber of Commerce**
\$70,000 | Whitinsville | blackstonevalley.org
 14. **NewVue Communities**
\$75,000 | Fitchburg | newvuecommunities.org
 15. **North Central Mass. Development Corp.**
\$42,000 | Fitchburg | northcentralmass.org
 16. **Quaboag Valley Community Development Corp.**
\$60,000 | Ware | qvcdc.com
 17. **South Middlesex Opportunity Council**
\$61,000 | Framingham | smoc.org
 18. **Southeast Asian Coalition of Central Mass.**
\$55,000 | Worcester | seacma.org
- (This region is also served by the Center for Women and Enterprise, listed under Boston, No. 4.)

NORTHEASTERN MASS.

19. **Community Teamwork, Inc. Merrimack Valley Small Business Center**
\$60,000 | Lowell | commteam.org
20. **E for All**
\$70,000 | Lowell, Lawrence, Holyoke, New Bedford | eforall.org
21. **Hispanic American Institute, Inc.**
\$20,000 | Chelsea | hainst.org

22. **Mill Cities Community Investments**
\$55,000 | Lawrence | mvcdfi.org
 23. **North Shore Community Development Coalition, Inc.**
\$10,000 | Salem | northshorecdc.org
 24. **Salem Main Streets**
\$6,200 | Salem | salemmainstreets.org
- (This region is also served by the Haitian American Business Expo, listed under Boston, No. 6.)

SOUTHEASTERN MASS./CAPE COD

25. **Coastal Community Capital**
\$70,000 | Centerville
coastalcommunitycapital.org
 26. **Community Development Partnership**
\$75,000 | Eastham | capecdp.org
 27. **Community Economic Development Center of Southeastern Mass.**
\$60,000 | New Bedford | cedcnewbedford.org
 28. **New Bedford Economic Development Council**
\$41,000 | New Bedford | nbedc.org
- (This region is also served by the Haitian American Business Expo, listed under Boston, No. 6, and E for All, listed under Northeastern Mass., No. 20.)

WESTERN MASS.

29. **Common Capital**
\$30,000 | Springfield | common-capital.org
30. **Franklin County Community Development Corp., Hilltown CDC, Valley CDC**
\$120,000 | Greenfield | fccdc.org, hilltowncdc.org, valleycdc.org

31. **Greater Holyoke Chamber of Commerce – SPARK**
\$56,000 | Holyoke | sparkholyokey.com
 32. **Nuestras Raices**
\$50,000 | Holyoke | nuestras-raices.org
 33. **Pittsfield Economic Revitalization Corp.**
\$32,260 | Pittsfield | percloans.com
- (This region is also served by Ascentria Community Services, listed under Central Mass., No. 12, and E for All, listed under Northeastern Mass., No. 20.)

STATEWIDE

34. **ACCION East**
\$69,700 | Boston | us.accion.org
35. **The Carrot Project**
\$20,000 | Boston | thecarrotproject.org
36. **Commonwealth Kitchen**
\$69,700 | Boston | commonwealthkitchen.org
37. **Greater New England Minority Supplier Development Council**
\$51,000 | Boston | gnemsdc.org
38. **Local Enterprise Assistance Fund**
\$61,000 | Boston | leaffund.org
39. **Massachusetts Museum of Contemporary Art**
\$45,000 | North Adams | massmoca.org
40. **Third Sector New England, Inc. & New Entry Sustainable Farming Project**
\$25,000 | Boston & Lowell | tsne.org, nesfp.org